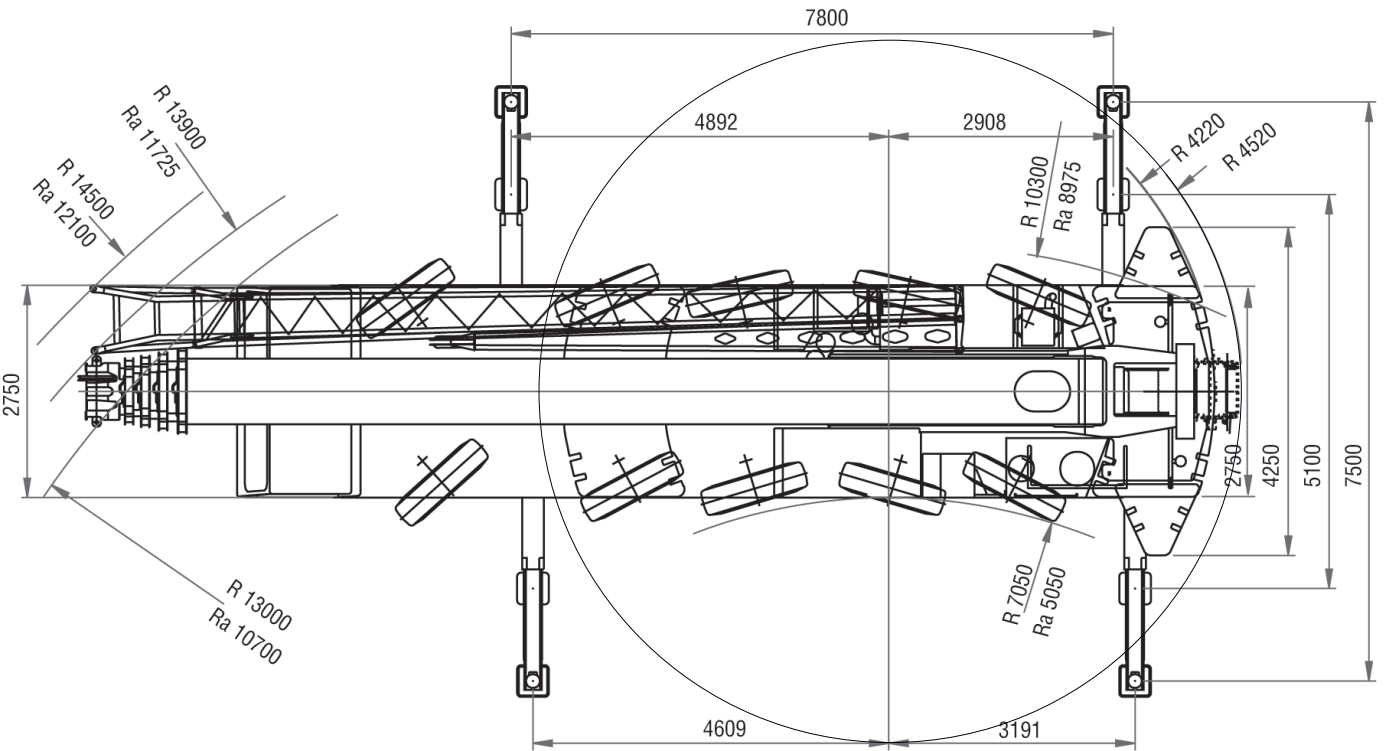
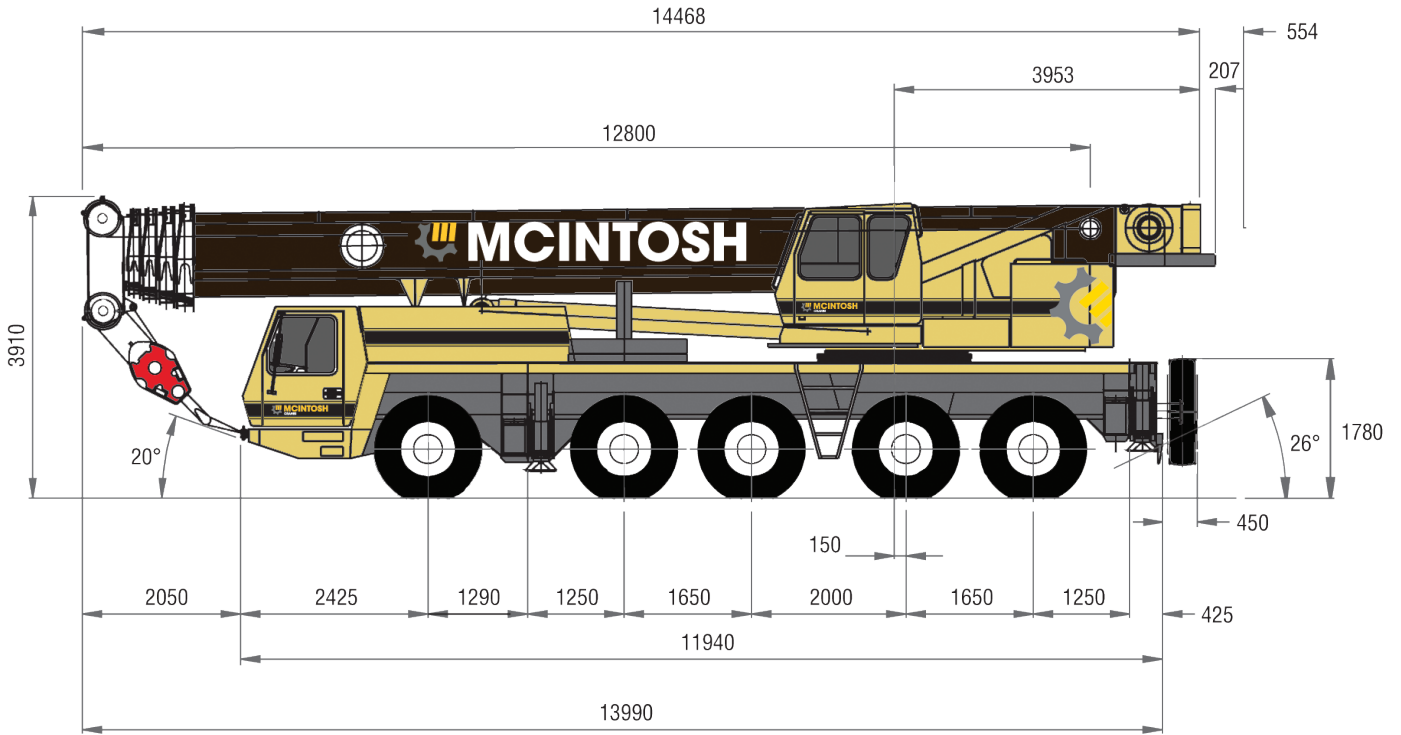
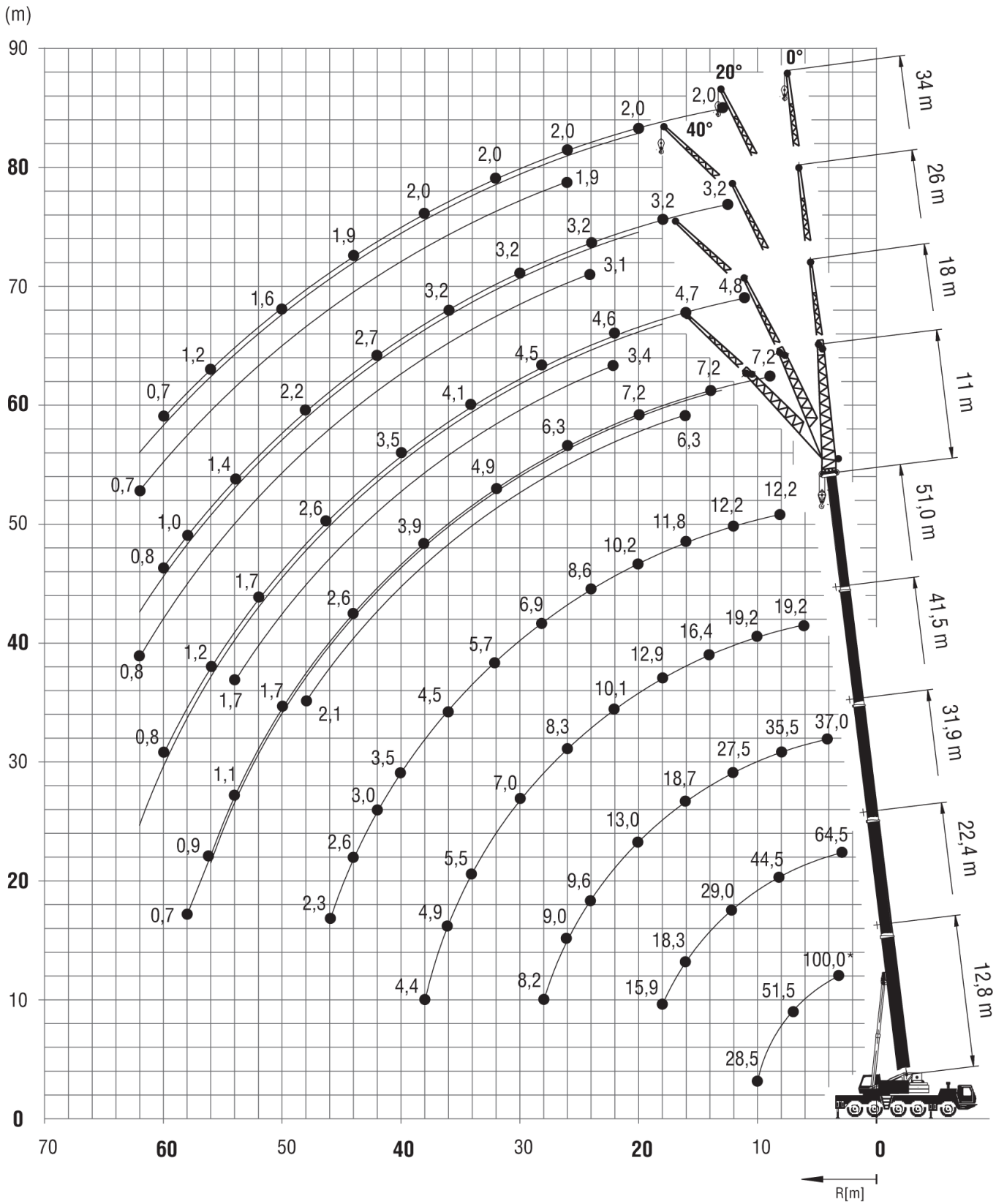


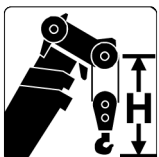
**Grove 5100**  
**100 Tonne**




**GROVE GMK 5100**



**GROVE GMK 5100**



Type	Possible Load	Weight	H
3 Sheave	49t	675kg	3.0m
- 1 Sheave -	20t	325kg	2.8m
- Ball Hook -	8t	200kg	2.2m



**Grove 5100**  
100 Tonne



12.8 - 51.0m



7.5m



360°



31t

Main Boom (m)

Radius	12.8	17.6	22.4	27.1	31.9	36.7	41.5	46.2	51.0	Radius
3	100	79.0	64.5							3
4	76.0	72.5	63.0	50.0	37.0					4
5	65.5	63.5	62.0	50.0	37.0	26.0				5
6	58.5	65.5	54.5	50.0	37.0	26.0	19.2			6
7	51.5	51.0	49.0	47.0	37.0	26.0	19.2	14.7		7
8	45.5	46.0	44.5	43.0	35.5	26.0	19.2	14.7	12.2	8
9	38.5	41.5	40.5	40.0	33.5	25.0	19.2	14.7	12.2	9
10	28.5	37.5	37.0	36.5	31.0	23.5	19.2	14.7	12.2	10
11		32.5	32.0	32.0	29.5	22.0	18.6	14.7	12.2	11
12		29.0	29.0	28.5	27.5	20.5	18.1	14.7	12.2	12
13		25.5	25.5	25.0	25.5	19.1	17.5	14.6	12.2	13
14		23.0	22.5	22.0	23.0	18.0	16.4	14.5	12.2	14
15			20.5	20.5	20.5	16.9	15.3	13.8	12.0	15
16			18.3	19.2	18.7	15.8	14.3	13.1	11.8	16
18			15.9	16.0	15.5	14.3	12.9	11.9	11.2	18
20				13.5	13.0	12.6	11.5	10.7	10.2	20
22				11.6	11.1	11.7	10.1	9.5	9.4	22
24				10.0	9.6	10.1	9.2	8.8	8.6	24
26					9.0	8.8	8.3	8.0	7.7	26
28					8.2	7.7	7.6	7.1	6.9	28
30						6.8	7.0	6.2	6.1	30
32						6.0	6.2	5.8	5.7	32
34							5.5	5.4	5.1	34
36							4.9	4.9	4.5	36
38							4.4	4.3	3.9	38
40								3.8	3.5	40
42								3.4	3.0	42
44									2.6	44
46									2.3	46

GROVE GMK 5100



**Grove 5100**  
100 Tonne



12.8 - 51.0m
 7.5m
 360°
 24t

Main Boom (m)

Radius	12.8	17.6	22.4	27.1	31.9	36.7	41.5	46.2	51.0	Radius
3	100.0	79.0	64.5							3
4	76.0	72.5	63.0	50.0	37.0					4
5	66.5	63.5	62.0	50.0	37.0	26.0				5
6	58.5	56.5	54.5	50.0	37.0	26.0	19.2			6
7	51.5	51.0	49.0	47.0	37.0	26.0	19.2	14.7		7
8	45.5	45.5	44.0	42.5	35.5	26.0	19.2	14.7	12.2	8
9	38.5	39.5	37.5	36.5	33.5	25.0	19.2	14.7	12.2	9
10	28.5	34.0	33.0	31.5	31.0	23.5	19.2	14.7	12.2	10
11		29.0	29.0	28.0	27.5	22.0	18.6	14.7	12.2	11
12		25.0	25.0	24.5	24.5	20.5	18.1	14.7	12.2	12
13		22.5	22.0	23.0	22.0	19.1	17.5	14.6	12.2	13
14		19.9	19.6	20.5	20.0	18.0	16.4	14.5	12.2	14
15			18.1	18.3	17.9	16.9	15.3	13.8	12.0	15
16			16.6	16.5	16.1	15.6	14.3	13.1	11.8	16
18			13.7	13.7	13.2	13.8	12.9	11.9	11.2	18
20				11.5	11.2	11.6	10.7	10.7	10.2	20
22				9.7	10.3	9.9	9.6	9.2	9.4	22
24				8.4	8.9	8.5	8.7	8.3	8.3	24
26					7.8	7.3	7.5	7.5	7.1	26
28					6.8	6.7	6.6	6.5	6.1	28
30						6.1	5.7	5.7	5.3	30
32						5.4	5.1	5.0	4.6	32
34							4.6	4.4	4.0	34
36							4.0	3.8	3.4	36
38							3.5	3.3	3.0	38
40								2.9	2.5	40
42								2.5	2.1	42
44									1.8	44
46									1.5	46

GROVE GMK 5100



**Grove 5100**  
**100 Tonne**



12.8 - 51.0m



7.5m



360°



20t

Main Boom (m)

Radius	12.8	17.6	22.4	27.1	31.9	36.7	41.5	46.2	51.0	Radius
3	92.0	79.0	64.5							3
4	76.0	72.5	63.0	50.0	37.0					4
5	66.5	63.5	62.0	50.0	37.0	26.0				5
6	57.5	56.5	54.5	50.0	37.0	26.0	19.2			6
7	50.5	50.5	48.0	46.0	37.0	26.0	19.2	14.7		7
8	43.0	43.5	40.0	38.5	35.5	26.0	19.2	14.7	12.2	8
9	36.0	37.0	35.5	33.0	32.5	25.0	19.2	14.7	12.2	9
10	28.5	31.0	31.0	28.5	28.5	23.5	19.2	14.7	12.2	10
11		26.5	26.5	26.5	25.0	22.0	18.6	14.7	12.2	11
12		23.5	23.0	24.0	22.5	20.5	18.1	14.7	12.2	12
13		20.5	20.5	21.0	20.0	18.7	17.5	14.6	12.2	13
14		18.0	18.6	18.6	18.1	16.9	16.4	14.5	12.2	14
15			16.7	16.6	16.1	15.9	14.9	13.8	12.0	15
16			15.0	14.9	14.5	15.1	13.6	13.1	11.8	16
18			12.3	12.3	12.5	12.4	11.8	11.3	11.2	18
20				10.2	10.8	10.4	10.2	9.7	9.9	20
22				9.0	9.2	8.8	9.0	9.0	8.5	22
24				8.1	7.9	7.9	7.7	7.7	7.3	24
26					6.8	7.0	6.8	6.6	6.2	26
28					6.0	6.1	5.9	5.7	5.3	28
30						5.3	5.1	4.9	4.5	30
32						4.7	4.4	4.2	3.9	32
34							3.9	3.7	3.3	34
36							3.4	3.1	2.8	36
38							2.9	2.7	2.3	38
40								2.3	1.9	40
42								1.9	1.5	42
44									1.2	44
46									0.9	46

**GROVE GMK 5100**



**Grove 5100**  
100 Tonne



12.8 - 51.0m
 7.5m
 360°
 11t

Main Boom (m)

Radius	12.8	17.6	22.4	27.1	31.9	36.7	41.5	46.2	51.0	Radius
3	100.0	79.0	64.5							3
4	76.0	72.5	63.0	50.0	37.0					4
5	66.5	63.5	62.0	50.0	37.0	26.0				5
6	58.5	53.0	47.5	45.0	37.0	26.0	19.2			6
7	45.5	43.0	40.0	36.5	35.0	26.0	19.2	14.7		7
8	35.0	35.0	33.0	32.0	29.5	26.0	19.2	14.7	12.2	8
9	28.0	29.5	28.0	27.5	25.5	23.5	19.2	14.7	12.2	9
10	23.0	25.0	25.0	24.0	22.0	21.0	19.2	14.7	12.2	10
11		21.0	21.5	21.0	19.3	19.3	17.3	14.7	12.2	11
12		18.1	18.7	18.5	17.1	17.2	16.2	14.7	12.2	12
13		15.7	16.3	16.3	16.1	15.4	14.4	13.3	12.2	13
14		13.8	14.4	14.3	15.0	13.8	13.6	12.0	12.0	14
15			12.8	12.7	13.4	12.4	12.3	11.8	10.9	15
16			11.4	11.9	12.0	11.2	11.1	10.7	9.8	16
18			9.1	9.9	9.7	9.9	9.5	8.9	8.1	18
20				8.1	8.1	8.1	7.9	7.5	6.7	20
22				6.7	6.8	6.8	6.5	6.3	5.6	22
24				5.7	5.7	5.7	5.4	5.2	4.7	24
26					4.8	4.8	4.5	4.3	3.9	26
28					4.0	4.0	3.8	3.6	3.2	28
30						3.4	3.2	3.0	2.6	30
32						2.9	2.6	2.4	2.0	32
34							2.2	2.0	1.6	34
36							1.8	1.5	1.2	36
38							1.4	1.2		38

GROVE GMK 5100



**Grove 5100**  
100 Tonne



12.8 - 51.0m



7.5m



360°



7t

Main Boom (m)

Radius	12.8	17.6	22.4	27.1	31.9	36.7	41.5	46.2	51.0	Radius
3	91.0	79.0	63.0							3
4	75.0	71.5	63.0	50.0	37.0					4
5	64.0	60.5	55.0	50.0	37.0	26.0				5
6	52.0	47.5	44.0	39.5	37.0	26.0	19.2			6
7	40.5	37.5	35.0	34.0	31.0	26.0	19.2	14.7		7
8	31.0	31.0	29.0	28.5	26.0	24.0	19.2	14.7	12.2	8
9	24.5	25.5	25.5	24.0	22.0	22.0	19.2	14.7	12.2	9
10	19.9	21.0	22.0	21.0	19.3	19.0	17.0	14.7	12.2	10
11		18.3	19.0	18.1	18.1	16.6	16.1	14.2	12.2	11
12		15.6	16.3	15.8	15.9	14.6	14.3	12.4	12.2	12
13		13.3	14.2	14.2	14.1	13.2	12.9	12.0	11.1	13
14		11.4	12.3	13.1	12.6	12.3	11.5	10.9	9.9	14
15			10.8	11.5	11.3	11.1	10.4	9.8	8.8	15
16			9.5	10.2	10.0	10.0	9.3	8.8	7.9	16
18			7.4	8.1	8.1	8.2	7.7	7.2	6.4	18
20				6.6	6.6	6.7	6.3	5.9	5.2	20
22				5.3	5.3	5.4	5.2	4.9	4.2	22
24				4.3	4.4	4.4	4.2	4.0	3.3	24
26					3.6	3.6	3.4	3.3	2.6	26
28					2.9	3.0	2.7	2.6	2.0	28
30						2.4	2.1	2.0	1.5	30
32						1.9	1.7	1.5	1.1	32
34							1.2	1.1		34

**GROVE GMK 5100**



**Grove 5100**  
100 Tonne



62.0 - 85.0m
 11- 34m
 7.5m
 360°
 31t

51 m Boom + 11 m Jib

51m Boom + 34 m Jib

Radius	Jib Offset (Degrees)						Radius
	5	20	40	5	20	40	
9	8.4						9
10	8.4						10
11	8.4						11
12	8.4	8.4					12
13	8.4	8.4		2.0			13
14	8.4	8.4		2.0			14
15	8.4	8.4	6.4	2.0			15
16	8.4	8.4	6.3	2.0			16
18	8.4	8.4	6.1	2.0			18
20	8.4	8.2	6.0	2.0	2.0		20
22	8.2	7.9	5.9	2.0	2.0		22
24	7.6	7.6	5.8	2.0	2.0		24
26	7.0	7.0	5.6	2.0	2.0	1.9	26
28	6.4	6.4	5.5	2.0	2.0	1.8	28
30	5.7	5.7	5.3	2.0	2.0	1.8	30
32	5.1	5.1	5.1	2.0	2.0	1.8	32
34	4.8	4.8	4.8	2.0	2.0	1.8	34
36	4.3	4.3	4.4	2.0	2.0	1.8	36
38	3.8	3.8	4.0	2.0	2.0	1.8	38
40	3.5	3.5	3.5	2.0	2.0	1.8	40
42	3.2	3.2	3.2	2.0	2.0	1.7	42
44	3.0	3.0	3.1	1.9	1.9	1.7	44
46	2.7	2.7		1.9	1.8	1.7	46
48	2.4	2.4		1.8	1.8	1.7	48
50	2.1	2.1		1.6	1.6	1.6	50
52	1.8	1.8		1.5	1.5	1.5	52
54				1.4	1.4	1.4	54
56				1.2	1.2	1.3	56
58				0.9	0.9	1.1	58
60				0.7	0.7	0.9	60
62						0.7	62
64							64

**GROVE GMK 5100**